

The image above shows the extrusion detail on the original CAD Painting Model.




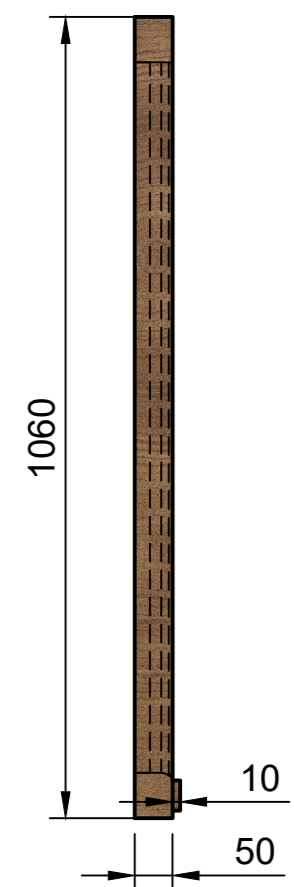
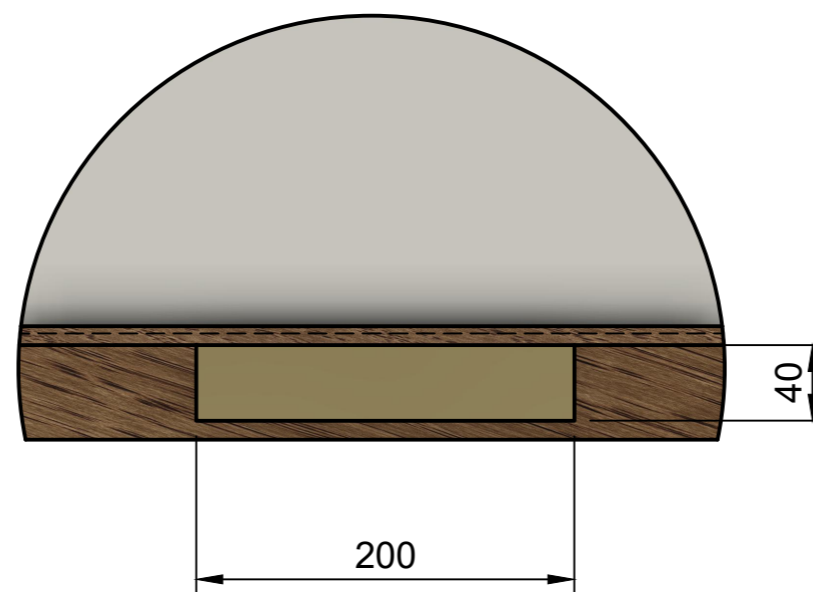
The paint swatches added a level of realism to the digital scene.



FRAME SECTION VIEW (1:10)



PLAQUE DETAIL VIEW (1:4)



PLAQUE DETAIL VIEW

The painting is in a wooden frame to match those used around the 18th and 19th century for landscape paintings.

Dept.	Technical reference N/A	Created by Lucy Hopkins 08/03/2022	Approved by Lucy Hopkins 08/03/2022
		Document type Technical Illustration	Document status N/A
		Title THE CAD Painting PERSONAL PROJECT	
		Rev.	Date of issue
		N/A	08/03/2022
		Sheet 1/1	