




MONTH/DAY	MONDAY	TUESDAY	WEDNESDAY	THURSDAY	FRIDAY	SATURDAY	SUNDAY	
JULY	19th	20th	21st	22nd	23rd	24th	25th	
	PRIMARY RESEARCH Market Observation/Purchase <small>DAILY BLOG</small>	Analyse Net Design/basic Functions etc. Photograph/moodboard <small>DAILY BLOG</small>	SECONDARY RESEARCH Market Photograph/moodboard Analysis/Comparison <small>DAILY BLOG</small>	Summarise Common Design Features. Good/bad (CONCLUSION) <small>DAILY BLOG</small>	Present Week 1 Material (Initial Sketches/Images) REPORT PRESENTATION <small>DAILY BLOG</small>	Weekly Type-Up <small>(PHOTO/IMAGE)</small>	PREP REPORT PRES	
	26th 	27th	28th	29th	30th	31st	1st	
	PRIMARY RESEARCH Market Material Observation <small>DAILY BLOG</small>	Analyse Net Materials/Functions etc. Photograph/moodboard <small>DAILY BLOG</small>	SECONDARY RESEARCH Market/Common materials Plastic/Plastic Alternatives <small>DAILY BLOG</small>	Summarise /Table of Potential Materials. ENVIRONMENTALLY Friendly <small>DAILY BLOG</small>	Table of Potential Materials - Good/Bad 5 Factors (Cost/Weight etc.) <small>DAILY BLOG</small>	Weekly Type-Up <small>(PHOTO/IMAGE)</small>		
AUGUST	2nd	3rd	4th	5th	6th	7th	8th	
	RECAP WEEK 1/2 Prep for Ideation/Development <small>DAILY BLOG</small>	Pencil Sketch Initial Net Shape Ideas <small>(Measure Products)</small> <small>DAILY BLOG</small>	Sketch/Spec 3 Net Ideas <small>(One per product)</small> Consider ERGO/ANTHRO etc. <small>DAILY BLOG</small>	Developed Sketches Make Mini-Prototypes Test/Improve <small>DAILY BLOG</small>	Create 1:1 Prototypes Test With Product Finalise 3 of the Best <small>DAILY BLOG</small>	Weekly Type-Up <small>(PHOTO/IMAGE)</small>		
	9th	10th	11th	12th	13th	14th	15th	
	Create FINAL Prototype Nets X3 (Photo) <small>DAILY BLOG</small>	Analyse Final Designs against Design Brief/Considerations <small>DAILY BLOG</small>	CAD PREP - Net User Functionality/ Dimension Sketches X3 <small>DAILY BLOG</small>	INITIAL CAD SCAMPS Basic AutoCAD 2D Drawings (Title Block Sheet) <small>DAILY BLOG</small>	Present Week 2 - 4 Work in REPORT PRESENTATION <small>DAILY BLOG</small>	REPORT - Add Next Steps Proposal (PHASE3) PROJECT TIMELINE	Weekly Type-Up <small>(PHOTO/IMAGE)</small>	PREP REPORT PRES
	16th 	17th	18th	19th	20th	21st	22nd	
	Respond to CLIENT FEEDBACK <small>DAILY BLOG</small>	Conduct FINAL RESEARCH Extra Inspiration <small>DAILY BLOG</small>	Improve Net Designs/ Re-prototype /Test X3 (PEER FEEDBACK) <small>DAILY BLOG</small>	CAD DRAWING - Structural Net Design PRODUCT 1 <small>DAILY BLOG</small>	CAD DRAWING - Proof Net PRODUCT 1 (Title Block Sheet) <small>DAILY BLOG</small>	Weekly Type-Up <small>(PHOTO/IMAGE)</small>		
	23rd	24th	25th	26th	27th	28th	29th	
	CAD DRAWING - Structural Net Design PRODUCT 2 <small>DAILY BLOG</small>	CAD DRAWING - Proof Net PRODUCT 2 (Title Block Sheet) <small>DAILY BLOG</small>	CAD DRAWING - Structural Net Design PRODUCT 3 <small>DAILY BLOG</small>	CAD DRAWING - Proof Net PRODUCT 3 (Title Block Sheet) <small>DAILY BLOG</small>	CAD DRAWING - Proof Nets for CLIENT SUBMISSION (.DWG) <small>DAILY BLOG</small>	Weekly Type-Up <small>(PHOTO/IMAGE)</small>	Add Week 5-6 Work in REPORT PRESENTATION (PREP)	
30th 								
PROJECT WASH-UP Final Meeting/Website Content <small>CONCLUDE BLOG</small>								

KEY	
PHASE 1	
PHASE 2	
PHASE 3	
PHASE 4	
CLIENT CALL	